



## **FOLDED DOORS - SLIM LINE** in wood or wood/aluminum Energy

Slim Line doors are available as single- and double doors and as outward folding versions. The number of door leaves and dimensions are tailored to each individual construction case, ensuring a architecturally complete result. With folding doors, you can open up the entire facade and enjoy the view even more...

Folding doors in wood and wood/aluminum have been tested according to EN 14351-1 for air and water tightness, as well as wind resistance.

Contact UnikFunkis for a quote on a great solution.



Folding doors are supplied with double and triple glazing.



3-leaf folding door



Double door



3-leaf folding door



4-leaf folding door

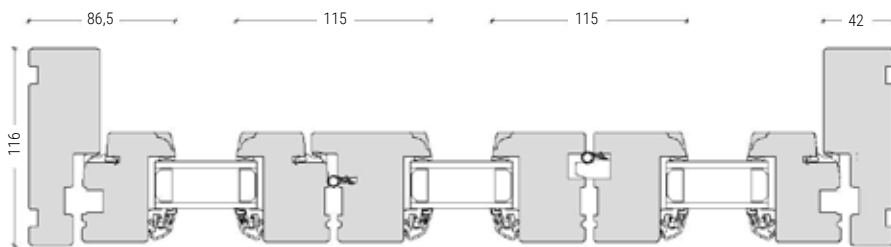


5-leaf folding door

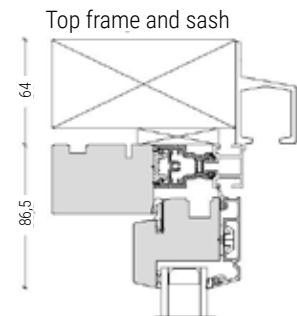


6-leaf folding door

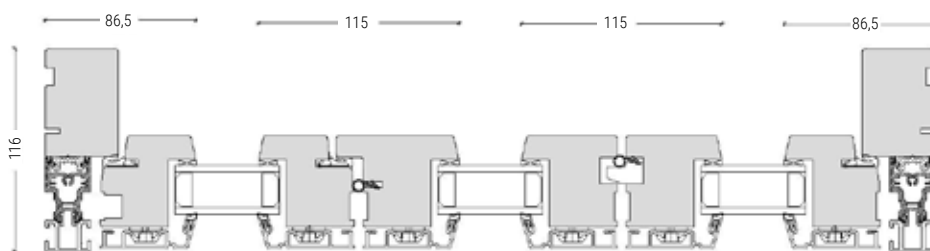
### Section drawings - wood



Detail in the masonry wall adjacent to the folding door.



### Section drawings - wood/aluminium



Threshold and sash

