

Unik Funkis


www.unikfunkis.dk
MOUNTING GUIDELINES ON BACKSIDE



GUIDELINES!


As a rule, technical aids for lifting windows and doors must be used.

When handling at forearm distance.

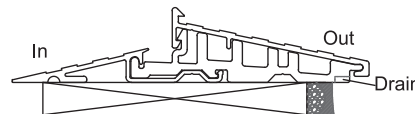


Under 15 kg	!	!	✓
15-35 kg	⚡	!	✓
Over 35 kg	⚡	⚡	✓

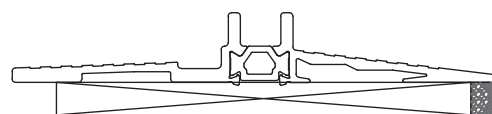
Sealant instruction for pine/aluclad windows: Supporting blocks must always be placed under bearing mullions and sideframes.



116mm threshold for open-in door



140mm threshold for open-in door

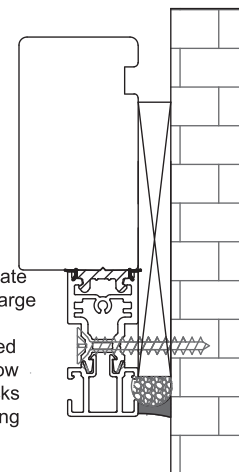


The joint must be behind the drainage holes.

Installation of unmounted glass

To make the element resistant to break-in, the glass must be glued to the inside of the groove in at least 4 places no more than 1000mm (40 inches) apart.

Sealant instruction for pine/aluclad windows. It is recommended that fastening to the building be done through the frame rebate using a frame screws with large head. Doors should always be fixed through or immediately below the hinges. Supporting blocks must be used behind all fixing points



For additional details on handling windows and doors on construction sites see the "Installer and user Manuel"