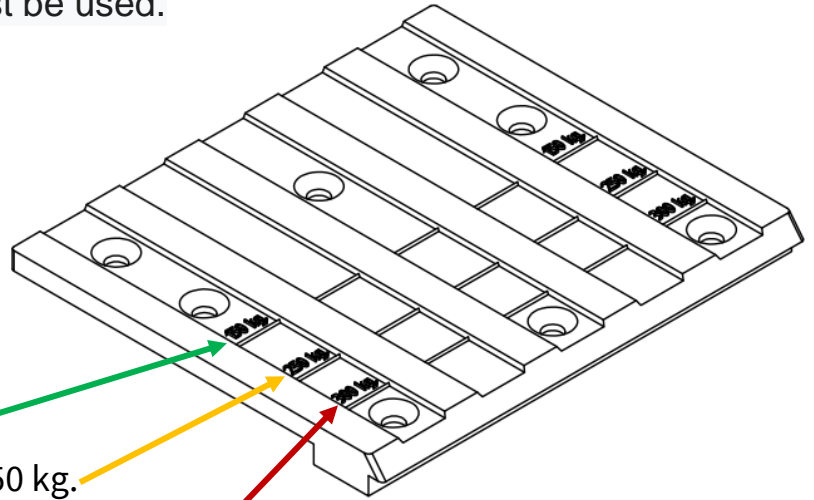


## SUPPORT PLATE

UnikFunkis is not responsible for the installation. Installer and user manual still apply. The included screws must be used.

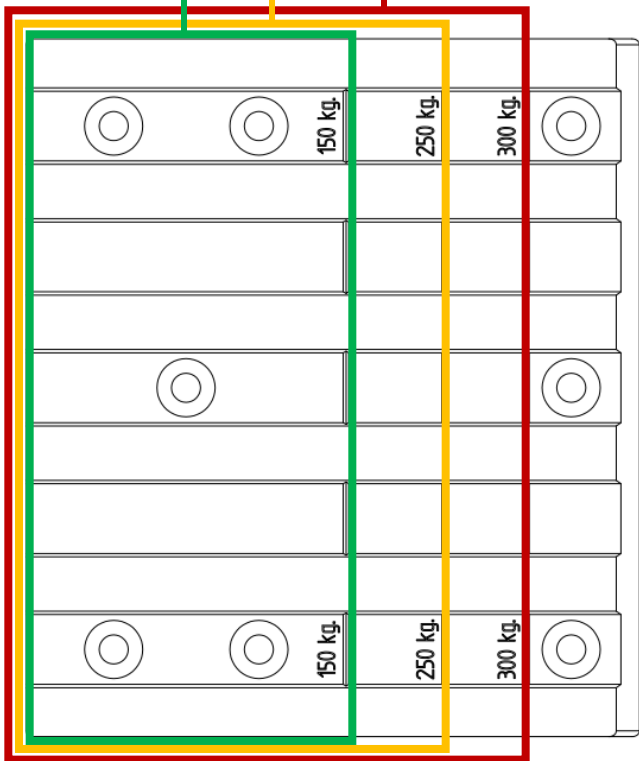
Where it is not possible to screw and support according to the guidelines, the support plate can be used. THERE MUST BE SUPPORT BLOCKS/SHIMS UNDER THE SIDE FRAME AND MULLIONS.



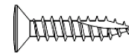
Max element weight 150 kg.

Max element weight 250 kg.

Max element weight 300 kg.

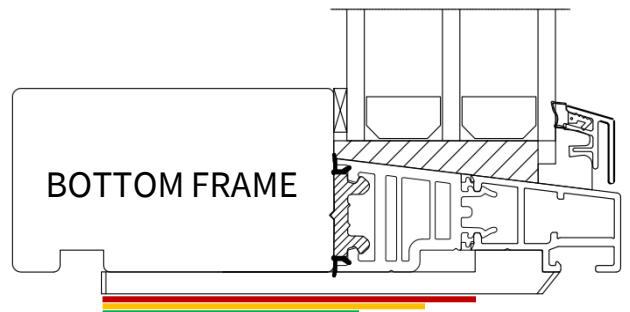


5 pcs 5.0x30 in wood



SIDE FRAME

3 pcs 5.5x18



BOTTOM FRAME

5 pcs. 5.0x30 in wood



3 pcs. 3.9x18



There must be support blocks/shims under/behind the marked area according to the weight of the element.